



# Kompakt outlet, Category 5E, 2xRJ45/s duct-mounted

P/N: 501122


1  
Gigabit

Cat.5E


100  
MHz

Strip the cable for ca. 75 mm, pull the foil or braided shield back over the jacket and wrap the drain wire around the shield and separate the pairs.


Release rear metal cover.



Place the wires correctly according to T568A or T568B. Punch down wires with LSA-tool.



Fasten the cables with metal holder in place of the shielding.



Cover up with the metal cover.