


# Connection module HD, Category 6<sub>A</sub>

P/N: KE-EXT-HD

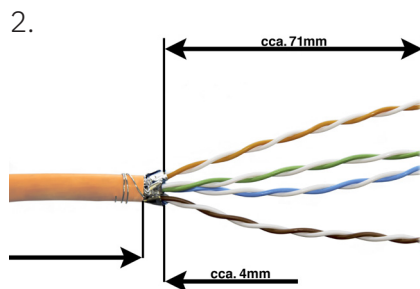
10  
Gigabit

Cat. 6<sub>A</sub>  
Interoperable


500  
MHz




Strip cable to approx. 75 mm.  
*Optional: Sheath removal tool.*



Wrap the braid shield around the cable sheath and fix with tape. Trim the foil shielding to 4mm.



Wire manager with map color code according to T568A and T568B.




Insert the wires into the wire manager according to the wire map label.




Trim the wires flush with the wire manager.



Assembled wires in the wire manager.



Remove transportation lock.



Insert wire manager into jack and press to fit. Close cover and press until it locks.



Fit a cable tie for strain relief and cut off the excess length.